

GunSmoke Canada

Gun-smoke.ca

Pyrotechnics Safety and Legal Awareness Course

Mark Fine

gunsmokecanada2020@gmail.com

1

DISCLAIMER

GunSmoke Canada (Gun-Smoke International Inc) is authorised by the Explosives Regulatory Division (ERD) of Natural Resources Canada (NRCan) to present this Special Effect Pyrotechnics Safety and Legal Awareness Course.

The core content of the course is designated by ERD. In this course GunSmoke Canada & Mark Fine are not offering training in the use of Special Effect Pyrotechnics. We are merely providing Safety and Legal Awareness information and product information about the use of Special Effects Pyrotechnics in Canada, as directed by ERD, and some anecdotes to illustrate the information.

2


- A complete playlist of all videos in this presentation can be found at:

<https://www.youtube.com/watch?v=YMh1GT3Pug8&list=PLA6fF7fPepvNYklUqMAa20q0ZMI0epOh6>

3


Special Effects Pyrotechnics Manual

- Available on – line at:
www.gun-smoke.ca/copy-of-about



4

National Fire Protection Association



5

Course Topics

1. Regulators: NRCan / ERD / CERL
2. List of Authorized Explosives
3. Explosives Regulations, 2013
Part 17 Special Effect Pyrotechnics
4. Types of Pyrotechnics
5. Supervision of a Pyrotechnic Event
6. Transportation of Pyrotechnics
Part 9 Transportation
Transportation of dangerous goods (TDG)
7. Packaging and Safety Marks
8. Final Steps - **Test and Evaluation**

6

Natural Resources Canada (Federal Government Department)

- Natural Resources Canada (NRCan) seeks to enhance the responsible development and use of Canada's natural resources (including mining) and the competitiveness of Canada's natural resources products.
- NRCan is an established leader in science and technology in the fields of energy, forests, and minerals and metals and use their expertise in earth sciences to build and maintain an up-to-date knowledge base of our landmass.

7

Explosives Regulatory Division

- Located within NRCan, the Explosives Regulatory Division (ERD) is responsible for administering Canada's *Explosives Act* and *Regulations*.
- ERD operates with two main goals in mind: first, to ensure public safety; and second, to strengthen national security.
- The National Fireworks Certification Program is administered by ERD.

8

Canadian Explosives Research Laboratory

- CanmetCERL (Canadian Explosives Research Laboratory) is the only Canadian government laboratory dealing with commercial explosives, and one of the few in the world.
- CanmetCERL routinely tests special effect pyrotechnics to determine their suitability for the Canadian market.

9

Explosives Regulations, 2013

- ER, 2013 came into force on February 1st, 2014
- 20 Parts
 - Part 9 – Transporting Explosives
 - Part 14 – Small Arms Cartridges, Propellant Powders & Percussion Caps
 - Part 17 – Special Effect Pyrotechnics

10

Categories of Explosives

- F - Fireworks
 - Consumer Fireworks F.1
 - Display Fireworks F.2
 - Special Effects Pyro F.3
 - Fireworks Accessories F.4
- P - Propellents
 - Black Powder P.1
 - Smokeless Powder P.2

11

Categories cont'd:

- E – High Explosives
 - Blasting & Bulk E.1
 - Perforating Explosives E.2
 - Special Application E.3
- C – Cartridges
 - Small Arms Cartridges C.1
 - Power Device cartridges C.2
 - Percussion Caps C.3

12

List of Authorized Explosives

- All special effects pyrotechnics in Canada must be authorized and listed on the List of Authorized Explosives.
- The List contains the following details for each explosive:
 - The name of the company (or person) who obtained the authorization;
 - The trade name and classification of the explosives; and
 - Any restrictions imposed by the Chief Inspector of Explosives


13

List of Authorized Explosives

- The list is available on the website:
<https://eservices.nrcan-rncan.gc.ca/web/elms-esml/>
- Or, search for “**list of authorized explosives**” using a search tool like Google.

14

Canada



Natural Resources Canada

[Home](#) > [About us](#) > [Services](#) > [Products](#) > Authorized Products Search

List of Authorized Explosives

▶ The "List of Authorized Explosives" contains all explosives that can be imported into or manufactured, transported, processed or used in Canada.

Enter the search criteria below to find specific authorized explosives. It is not required to use all search criteria.

- ▶ The "Number of authorization(s)" are the corresponding number under which the explosives are authorized. You can select more than one.
- ▶ The "Product Name" can be partial or complete and is not case sensitive.

Use the "Export" button at the end of the search results if you wish to generate the list into a CSV file.

Search Criteria

Explosive Type

Holder of Authorization(s)

0304467 BC Ltd.
S&B Security Partners
3rd Light Limited
GOSPEL Armco Ltd. (The Gault Group)
9067 S.E. Ltd.
SIEMENS Diesel Turbine Inc.
9015-01-01 Outback Inc.
9021-4468 Outback Inc. (D/Metal Targets)
AFB Blomme

UN Number

UN Class

Product Name

Search

Date modified: 2018-01-12

15

Search Criteria

Explosive Type	F3 - special effect pyrotechnics
Holder of Authorization(s)	Nammimo Schoterveek Limited Nammimo Vintavuori Oy National Gypsum (Canada) Ltd. Navat Company, Inc. Newfoundland Hard-Rok Inc Next FX Inc. Niagara Fireworks Nina Energy Canada Inc. Nippon Kayaku Co Ltd Nitroreg S.A. Nobel Sport
UN Number	-
UN Class	-
Product Name	Gerb

Search 🔍

16

Type - E						
<ul style="list-style-type: none"> 1 - The oxygen balance of this explosive falls in the range of 0 to (-2.5%) and may be recommended for underground use. The oxygen balance is the theoretical percentage of oxygen in an explosive that exceeds (+) or is less than (-) what is needed to produce ideal reaction products. 2 - This explosive is recommended as suitable for use in gaseous and/or dusty (coal dust) atmospheres. 						
Type - F						
<ul style="list-style-type: none"> P - This explosive is suitable for use by unsupervised pyrotechnicians. 						
Holder of Authorization	Explosive Type	Product Name	UN Number	UN Class	Hazard Category	Restrictions
Next FX Inc	F3 - special effect pyrotechnics	Gerb Type 1 Gold 10"	0431	1.4G	PE 4	
Next FX Inc	F3 - special effect pyrotechnics	Gerb Type 1 Gold 12" (3.7m)	0431	1.4G	PE 4	
Next FX Inc	F3 - special effect pyrotechnics	Gerb Type 1 Gold 6"	0431	1.4G	PE 4	
Next FX Inc	F3 - special effect pyrotechnics	Gerb Type 1 Gold 8" (2.4m)	0431	1.4G	PE 4	
Next FX Inc	F3 - special effect pyrotechnics	Gerb Type 1 Gold Glitter 4" (1.2m)	0431	1.4G	PE 4	
Next FX Inc	F3 - special effect pyrotechnics	Gerb Type 1 Green 10" (3.0m)	0431	1.4G	PE 4	P - Suitable Unsupervised Pyro
Next FX Inc	F3 - special effect pyrotechnics	Gerb Type 1 Green 8" (2.4m)	0431	1.4G	PE 4	P - Suitable Unsupervised Pyro
Next FX Inc	F3 - special effect pyrotechnics	Gerb Type 1 Red 10" (3.0m)	0431	1.4G	PE 4	P - Suitable Unsupervised Pyro

17

“P” Pyrotechnics

- Explosives that are classified as type F.3 and whose use by Pyrotechnicians or Visitor Pyrotechnicians has been authorized by the Chief Inspector of Explosives; as well as all fireworks accessories.
- These articles will be designated in a column in the list of Authorized Explosives by the letter “P”.
- If the type F. 3 pyrotechnic article has the letter “P” in the column then the holder of a FOC – Pyrotechnician or Visitor can use the pyrotechnic article unsupervised.

18

Next FX Inc	F.3 - special effect pyrotechnics	Gerb Type 1 Gold Glitter 4" (1.2m)	0431	1.4G	PE 4	
Next FX Inc	F.3 - special effect pyrotechnics	Gerb Type 1 Green 10" (3.0m)	0431	1.4G	PE 4	P - Suitable Unsupervised Pyro
Next FX Inc	F.3 - special effect pyrotechnics	Gerb Type 1 Green 8" (2.4m)	0431	1.4G	PE 4	P - Suitable Unsupervised Pyro
Next FX Inc	F.3 - special effect pyrotechnics	Gerb Type 1 Red 10" (3.0m)	0431	1.4G	PE 4	P - Suitable Unsupervised Pyro
Next FX Inc	F.3 - special effect pyrotechnics	Gerb Type 1 Red 8" (2.4m)	0431	1.4G	PE 4	P - Suitable Unsupervised Pyro
Next FX Inc	F.3 - special effect pyrotechnics	Gerb Type 1 Silver 10" (3.0m)	0431	1.4G	PE 4	
Next FX Inc	F.3 - special effect pyrotechnics	Gerb Type 1 Silver 12"	0431	1.4G	PE 4	
Next FX Inc	F.3 - special effect pyrotechnics	Gerb Type 1 Silver 5'	0431	1.4G	PE 4	
Next FX Inc	F.3 - special effect pyrotechnics	Gerb Type 1 Silver 8' (1.8m)	0431	1.4G	PE 4	
Next FX Inc	F.3 - special effect pyrotechnics	Gerb Type 1 Silver 8' (3.7m)	0431	1.4G	PE 4	
Next FX Inc	F.3 - special effect pyrotechnics	Gerb Type 1 Silver Rain 8" (2.4m)	0431	1.4G	PE 4	
Next FX Inc	F.3 - special effect pyrotechnics	Gerb Type 2 Silver 40" (12.2 m)	0431	1.4G	PE 4	P - Suitable Unsupervised Pyro
Next FX Inc	F.3 - special effect pyrotechnics	Gerb Type 2 Silver 45" (13.7 m)	0431	1.4G	PE 4	P - Suitable Unsupervised Pyro

19

Special Effect Pyrotechnics

VS.

Special Purpose Pyrotechnics

20

Special Effect Pyrotechnics


- Special Effects Pyrotechnics (pyrotechnics) are classified in ER, 2013 as:
 - Type F.3 explosives;
 - Fireworks accessories type F.4 (i.e. electric matches);
 - Black Powder (type P.1) and Smokeless Powder (type P.2);
 - Initiation systems (type I)
 - Detonating cord (type E.1); and
 - Low Hazard special purpose explosives (Type S.1) and high-hazard special purpose explosives (Type S.2)
 - S.1 – e.g.: Road Flares; Smoke products
 - S.2 – e.g.: Binary explosives; Tannerite

Reference: ER, 2013 S.361

21

Special Purpose Pyrotechnics

- Special Purpose Pyrotechnics are Special Effect Pyrotechnics that are combined with a flammable liquid, solid or gas to produce custom-made special effects



Reference: ER, 2013 S.361

22

License vs. Certificate

Businesses

Magazine License – Import License - Manufacturing License

Individuals

Fireworks Operators Certificate (FOC)
Special Effects Pyrotechnics – Display Fireworks

Reference: ER, 2013 S.361

23

AHJ Authority Having Jurisdiction

Local Authority – In relation to special effects pyrotechnics: the municipal, provincial or territorial organization or office that has authority to authorize the use of special effect pyrotechnics in a locality.

*Typically the Fire Prevention Office
of the Local Fire Department*


Reference: ER, 2013 S.6 (3)

24

Fireworks Operator Certificate (FOC)

Five (5) types of certificates available:

1. Pyrotechnician
2. Senior Pyrotechnician
3. Special Effects Pyrotechnician
4. Special Effects Pyrotechnician - detonating cord
5. Visitor Pyrotechnician



Reference: ER, 2013 S.386

25

Qualifications

- **Pyrotechnician**– a person must successfully complete the pyrotechnics safety and legal awareness course offered by ERD or a course *certified* as equivalent by NRCan.

Reference: ER, 2013 S.387 (1)

26

To Apply – Renew or Upgrade

You must use the ERD Electronic Licence Management System (eLMS) for your initial certification, and for renewing and upgrading.

We have put up an easy to follow “How To” guide for applying for & renewing your ERD certification in the Resources menu on the Gun-Smoke.ca Website.

<http://www.gun-smoke.ca/copy-of-about>

27

Applying for Pyrotechnician F.O.C.

- Application to Obtain Fireworks Operator Certificate
 - name, date of birth, address, telephone number, and email address;
 - the name of any organization of pyrotechnicians to you may belong to;
 - a digital photo showing full front view of head and shoulders, taken within the previous 12 months; and
 - proof that you have successfully completed the pyrotechnics safety and legal awareness course offered by the Explosives Regulatory Division, Department of Natural Resources or a course certified as equivalent by the Minister of Natural Resources.

Reference: ER, 2013 S.388 (1)

28

Fees

- Initial Certification is \$102.00.
- Upgrade or add endorsements is \$102.00.
- Renewal is \$102.00.
- Payable by certified cheque, money order, or credit card (Visa or Mastercard).
- Note – All certificates expire five (5) years from date of issue.



29

Use – Pyrotechnician and Visitor Pyrotechnician


- A Pyrotechnician (or Visitor Pyrotechnician) may use:
 - explosives that are classified as type F.3 and whose use by pyrotechnicians or visitor pyrotechnicians has been authorized – “P”
 - all fireworks accessories;
 - smokeless powder;
 - explosives classified as type F.3 other than “P”, AND black powder, but only under the direct supervision of a senior pyrotechnician or special effects pyrotechnician;
 - special purpose pyrotechnics, but only under the direct supervision of a special effects pyrotechnician; and
 - initiation systems and detonating cord, but only under the direct supervision of a Special Effects Pyrotechnician Detonating Cord.

Reference: ER, 2013 S. 399

30

31

Keep a Log or Work Journal



You must keep a work journal that includes

- the date and place of each pyrotechnic event you work and the types of explosives used
- the capacity in which you act at each pyrotechnic event
- the name of the supervisor at each pyrotechnic event

31

32

Senior Pyrotechnician

- Senior Pyrotechnician – a person must have acted as a Pyrotechnician for at least a year and must be able to use explosives that have been classified as type F. 3 and propellant powders.

Reference: ER, 2013 S.387 (2)

32

33

Use – Senior Pyrotechnician

- A user who holds an FOC (fireworks operator certificate) Senior Pyrotechnician may use:
 - explosives classified as type F.3, fireworks accessories, black powder and smokeless powder;
 - special purpose pyrotechnics, but only under the direct supervision of a special effects pyrotechnician; and
 - initiation systems and detonating cords, but only under the direct supervision of a certified Special Effects Pyrotechnician — Detonating Cord

Reference: ER, 2013 S. 400

33

34

Special Effects Pyrotechnician

- Special Effects Pyrotechnician – a person must have acted as a Senior Pyrotechnician for at least a year and must be able to safely use explosives that are classified as type F.3, propellant powders and special purpose pyrotechnics.

Reference: ER, 2013 S.387 (3)

34

35

Use – Special Effects Pyrotechnician

- A user who holds an FOC Special Effects Pyrotechnician may:
 - assemble at the site of use and use special purpose pyrotechnics, explosives classified as type F.3, fireworks accessories, black powder, smokeless powder; and
 - initiation systems and detonating cords, but only under the direct supervision of a Special Effects Pyrotechnician Detonating Cord.

Reference: ER, 2013 S. 401 (i)

35

36

Special Effects Pyrotechnician w/Detonating Cord

- Special Effects Pyrotechnician with Detonating Cord – a person must have an FOC Special Effects Pyrotechnician and must be able to safely use initiation systems and detonating cords.

Reference: ER, 2013 S.387 (4)

36

Use – Special Effects Pyrotechnician with detonating cord

- A user who holds an FOC Special Effects Pyrotechnician with Detonating Cord may:
 - assemble at the site of use and use special purpose pyrotechnics, explosives classified as type F, fireworks accessories, black powder, smokeless powder; and
 - use initiation systems and detonating cords.

Reference: ER, 2013 S. 401 (2)

37

Applying for Senior Pyrotechnician, Special Effects Pyrotechnician or Special Effects with Detonating Cord

- Application for Modification of Fireworks Operator Certificate
 - a digital photo showing full front view of head and shoulders, taken within the previous 12 months
 - a copy of the applicant's work journal that sets out...
 - the date and place of each pyrotechnic event at which the applicant has worked and the types of explosives used,
 - the capacity in which the applicant acted at each pyrotechnic event,
 - the name of the applicant's supervisor at each pyrotechnic event

Reference: ER, 2013 S.388 (3)

38

Additional Information and Documentation

- Senior Pyrotechnician - Establish that you have acted as a Pyrotechnician for a year and submit a letter from a supervisor which attests that you are able to safely use type F.3 explosives and propellant powder;
- Special Effects Pyrotechnician - establish that you have acted as a Senior Pyrotechnician for a year & submit a letter from a supervisor which attests that you are able to safely use type F.3 explosives, propellant powder and special purpose pyrotechnics.
- Special Effects Pyrotechnician — detonating cord), establish that you have acted as a Special Effects Pyrotechnician for a year and submit a letter from a supervisor which attests that you are able to safely use initiation systems and detonating cords.

Reference: ER, 2013 S.388 (4)

39

Visitor Pyrotechnician

- Visitor Pyrotechnician - a person must reside outside Canada and have the necessary experience using special effect pyrotechnics to safely carry out the activities of a holder of a fireworks operator certificate (Pyrotechnician).

Reference: ER, 2013 S.387 (5)

40

Applying for Visitor Pyrotechnician

- Application to obtain Fireworks Operator Certificate – Visitor
 - name, date of birth, address, telephone number, and email address;
 - the name of any organization of pyrotechnicians you belong to;
 - a digital photo showing full front view of head and shoulders, taken within the previous 12 months
 - a copy of your resumé that sets out the events in which you have used pyrotechnics and the people and organizations for which you have worked;
 - a list of the pyrotechnic events in which you plan to participate while in Canada and the dates of the events; and
 - the name, telephone number and number of the fireworks operator certificate of the pyrotechnician in charge at each event in which you plan to participate.

Reference: ER, 2013 S.388 (5)

41

Use – Visitor Pyrotechnician

- A Visitor Pyrotechnician may use:
 - explosives that are classified as type F.3 and whose use by pyrotechnicians or visitor pyrotechnicians has been authorized – "P"
 - all fireworks accessories;
 - smokeless powder;

BUT

 - A Visitor Pyrotechnician must be under the direct supervision of a Senior Pyrotechnician or Special Effects Pyrotechnician or Special Effects Pyrotechnician w/Detonating Cord, depending on the effects that will be used in the production, concert or film shoot.

Reference: ER, 2013 S. 399

42

Exemptions #1

Users without a Licence or a Certificate may purchase, store and use...

Flash Cotton
Flash Paper
Flash String
Sparkle String

Storage

No more than 200g of Flash Cotton, 1 kg Flash Paper, 200g Flash String & 200g Sparkle String may be stored at any one time.

Reference: Manual, 2014 S. 1.2

43

Exemptions #2 – Re-enactments

Users without a Licence or a Certificate may purchase, store and use... Percussion Caps & Propellant Powder

IF the caps and powder are purchased for the use of original or reproduction firearms (including cannons) in a historical re-enactment.

You **MUST** have written consent of the local AHJ, and have experience in the safe use of explosives in re-enactment, and have completed a course certified by the Minister of Natural Resources or be under the supervision of someone who has experience and has completed such a course.

Reference: Manual, 2014 S. 1.2.2

44

Eye Protection

- ALWAYS wear Eye Protection when handling pyrotechnics
- Even Matches!!!!
- There are NO exceptions!
- Rated Z87+



45

Eye Protection

- Z87+ glasses must pass “high mass” tests
- Dropping a 500 gram pointed weight from a height of about 5 feet onto the lens.
- Shooting a 1/4” steel ball at the lens, velocity varies.
Glasses = 102 mph from a distance of 150’
Goggles = 170 mph from a distance of 250’



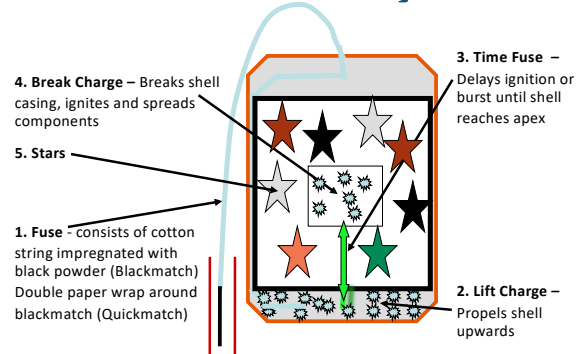
46

Surface Area


The more surface area exposed to the flame
The faster or more robust it will burn

47


Lift Theory



48



55



56

57

Nitrocellulose Products

- Flash Paper
- Flash String
- Sparkle String
- Flash Cotton
- Ice Fountains
- Smokeless Gunpowder

57

58

Videos – Nitrocellulose:

- Flash Paper
- Flash String
- Sparkle String
- Flash Cotton
- Ice Fountain
- Smokeless Powder
- Ball Powder

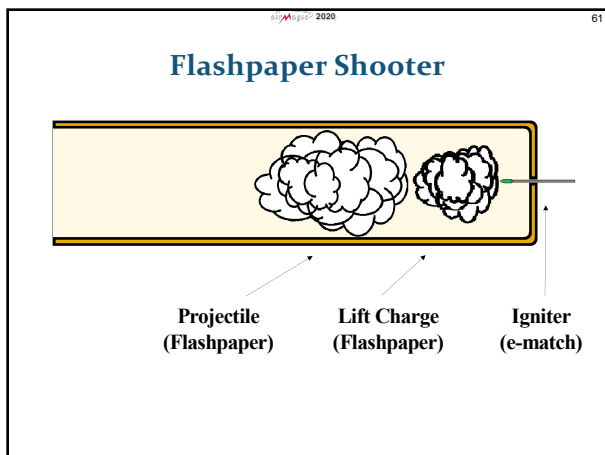
58

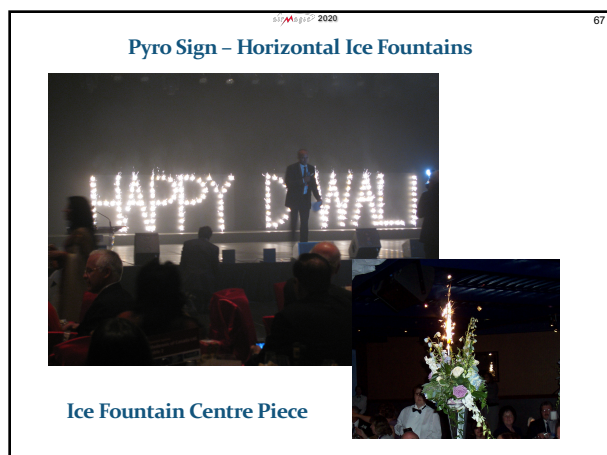


59



60






67




68



69



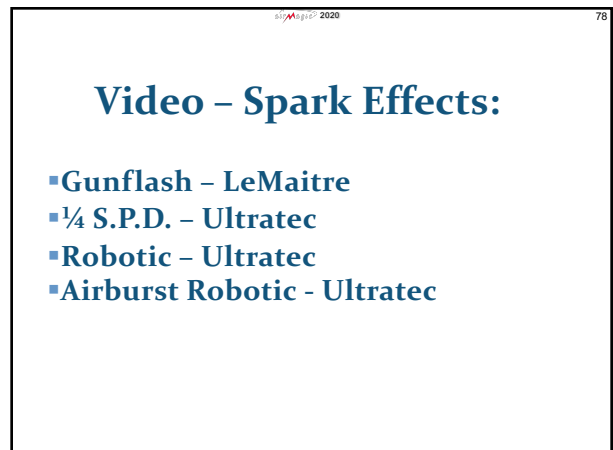
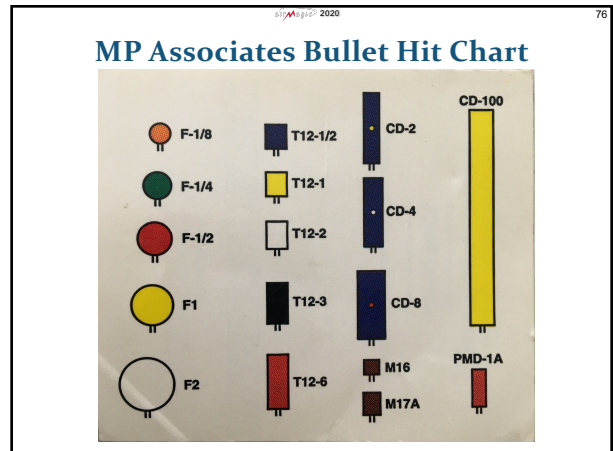
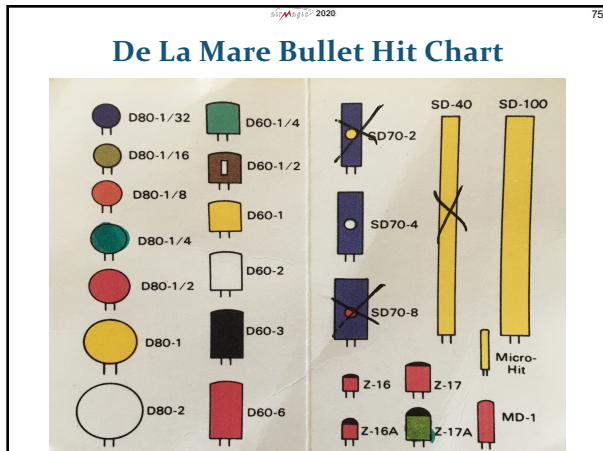
70



71



72






79




80



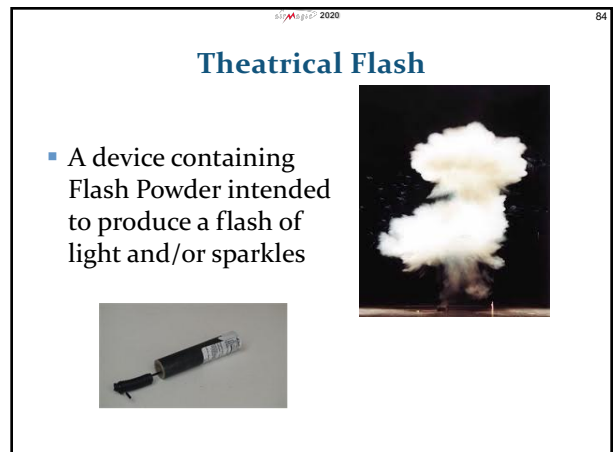
81



82



83



84




85




86




87



88



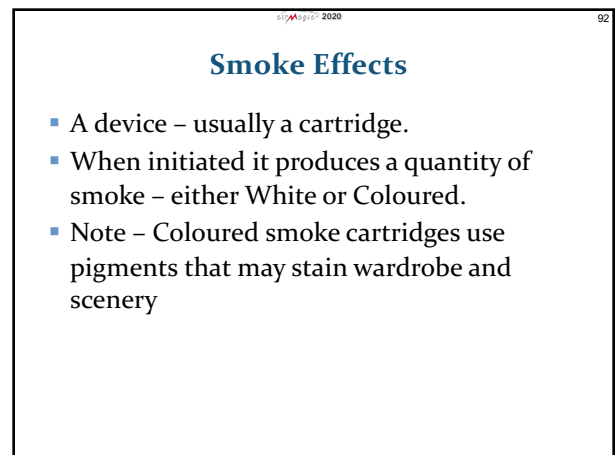
89



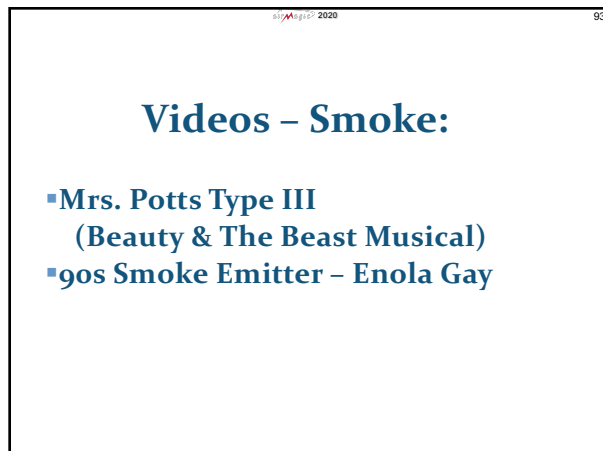
90




91



92



93




94



95





96

 2020

97

Gerbs

- An article consisting of a short, heavily walled tube filled with pressed pyrotechnic composition.
- It is usually equipped with a choke intended to produce a controlled jet or broad spray of sparks.

97

 2020

98

Gerbs


Short Duration



Long Duration

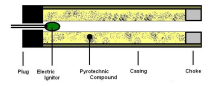


98

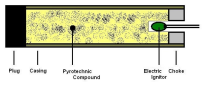
 2020

99

Short Duration



Long Duration



99


 2020

100


Gerb Press



100

 2020

101



ACME Pyrotechnics
123 South 45th Ave, Anytown, MN 56025
Phone: (372) 857-5309

DURATION GERB
1 SEC. BY 30 FT.

PROFESSIONAL USE ONLY
SUITABLE FOR INDOOR USE

1.4G UN0431 EX-2010123456



101

 2020

102

Plastic Gerb Caps




102

sl/Angle 2020

103

Videos – Gerbs:


▪1x12 – Ultratec

▪8x8 - Ultratec


▪10x10 Red – Angelfire

▪8x8 Waterfall - Ultratec

103



104



105

sl/Angle 2020

106


8 x 8 Gerb Demo

A person in a dark shirt and jeans is standing on a stage, holding a large firework that is exploding upwards, creating a large plume of white smoke and sparks.


A basketball hoop with a red net is shown. A large firework is exploding behind the hoop, creating a large plume of white smoke and sparks.

1 x 25 Gerbs – Toronto Raptors

106



107



108



109



110



111



112



113



114



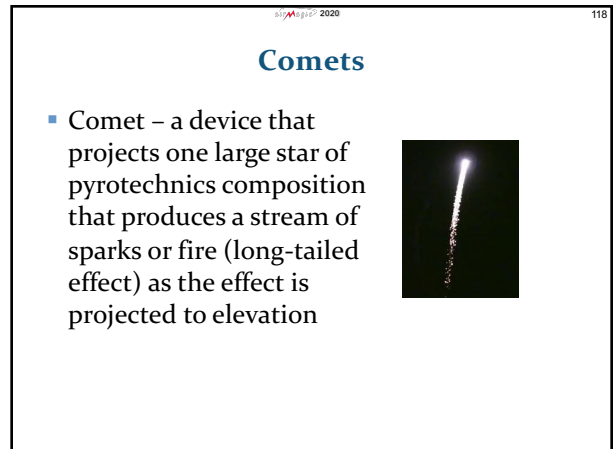
115



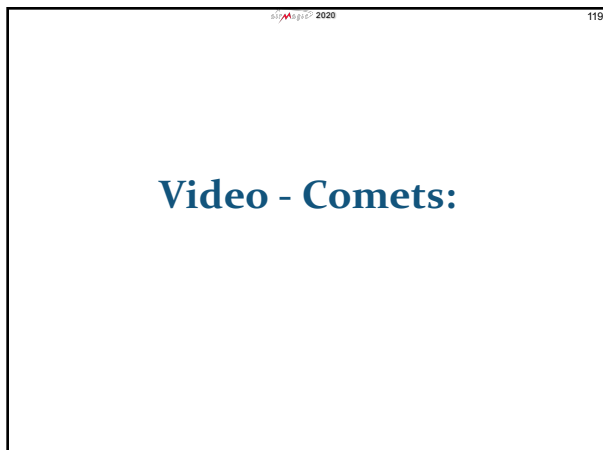
116



117



118



119



120



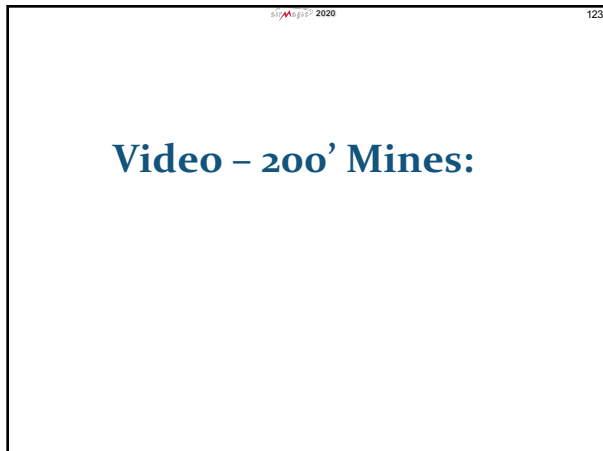
121

slipstream 2020 122

Mines

- Mine – a device that projects many small stars of pyrotechnics composition that produces streams of sparks or fire (long-tailed effect) as the effects are projected to elevation

122



123

Mines 200ft
A-B
With Lift Disc
VS
Without Lift Disc

ultratec
special effects inc.

124



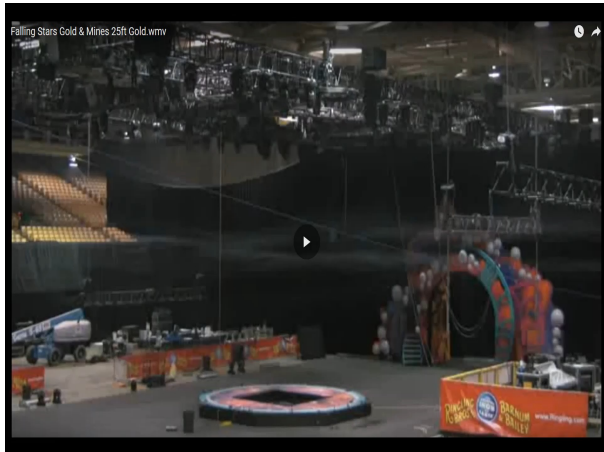
125

slipstream 2020 126

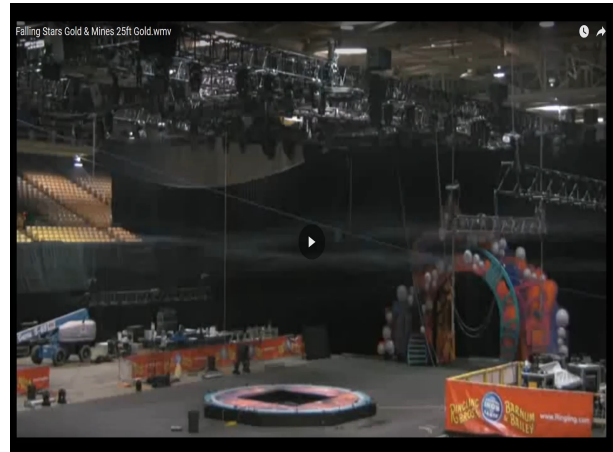
Video – Ringling Bros:

- Falling Stars
- Gold Mines

126




127




128

129

Airbursts



- An airburst is an effect suspended in the air to simulate outdoor aerial fireworks shells without producing the same hazardous debris.



129

130

Videos - Airburst:

- Regular Airburst (1 cap)

130



131



132

slayAugust 2020

133

Video - Concert Pyro:

- Flame Projectors
- Mortar Hits
- Tracer Comets
- Mines
- Airbursts

133



134

slayAugust 2020

135

Flares – Wheel of Death

A large, circular, fiery structure resembling a wheel of death. It is surrounded by bright orange and yellow flames, and a person is visible inside the structure, possibly performing a stunt.

135


slayAugust 2020

136


Videos – Flare:

- 18s White Flare - MP Associates
- Gandalf Staff – 30s White (Lord of the Rings Musical)

136



137



138

Concussion / Maroon

- A device containing pyrotechnic composition that produces a loud report sound.



139

Steel Concussion Mortars



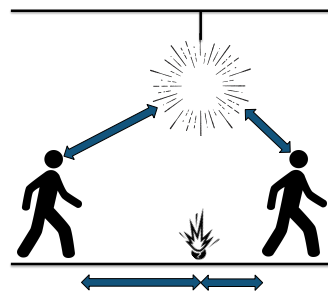
140

Distances

- To establish the distance from the pyrotechnics to the audience you use the greatest of the following distances:
 - 5 m – 15 (16.4) feet;
 - The distance recommended by the manufacturer, or;
 - Twice the distance of the fallout radius of the pyrotechnic.
- **Performer's distance** – Safe Distance
 - The distance recommended by the manufacturer, or;
 - Twice the distance of the pyrotechnic fallout radius

141

Safe Distance Considerations



- Orientation to effect
- Clothing & Hairstyle
- Scenery & nearby items

142

Concussion Mortar Distances

- Concussion mortars must be well secured, separated from the audience, performers and support personal by 8 m – 25' (26.2') and barricaded (where required, to guard against shrapnel).

143

Manufacturer's instructions

- The manufacturer's instructions for setting up and firing the special effect pyrotechnics must be followed.



144

Firing Unit

- Only the pyrotechnician in charge, or a person designated by the pyrotechnician in charge, may have access to the firing unit.



Reference: ER, 2013 S. 406 (2)

145

Physical Keying Device

- The pyrotechnician in charge, or a person designated by the pyrotechnician in charge, must have control of any physical keying device at all times.



Reference: ER, 2013 S. 406 (3)

146

Safety Interlock

- The firing unit must be equipped with a safety interlock that has at least two steps.



Reference: ER, 2013 S. 406 (4)

147

Device attached to body

- Any device that is used to contain special effect pyrotechnics and is hand-held or attached to a person's body must be equipped with a firing system that has two switches.



Reference: ER, 2013 S. 406 (6)

148

Extraneous Electricity

- Precautions that minimize the likelihood of extraneous electricity igniting an electric match must be taken.
 - i.e. - Shunting the leads of the electric match

Reference: ER, 2013 S. 406 (5)

149

Connecting to a power supply

- A firing unit must not be connected to a power supply except during a test of circuit continuity or immediately before a special effect pyrotechnic is to be fired. The circuit continuity tester must be current-limited and intrinsically safe so as to eliminate the possibility of an ignition of any pyrotechnic.

Reference: ER, 2013 S. 406 (7)

150



151

Devices

- Any device that is used to contain special effect pyrotechnics must be:
 - designed and manufactured to prevent fragmentation or distortion of the device;
 - designed and manufactured to prevent or contain fragmentation of the pyrotechnics;
 - mounted so as to prevent any change in position or direction when used;
 - positioned and secured in a manner that minimizes the likelihood of harm to people and property; and
 - maintained in good condition.

Reference: ER, 2013 S. 406 (8)

152

Damaged Pyrotechnics

- Special effect pyrotechnics that are damaged, leaking, damp or contaminated must not be used.

Reference: ER, 2013 S. 406 (9)

153

Film and Television Effects

- Special Purpose Pyrotechnics
- Detonating Cord – a round, flexible cord with an outer braid textile wrap and inner explosives of PETN (pentaerythritol tetranitrate) or RDX (cyclotrimethylenetrinitramine).
 - Cord diameters range from 3 to 15 mm, with core loads ranging from 1 to 85g, respectively.

154

Video - Film Pyro:

- Special Purpose Pyrotechnics
- Detonating Cord

155




156


Gross Mass vs. N.E.Q.

Gross Mass:

The total weight of an explosive including any wiring, packaging or container.



N.E.Q.
(Net Explosive Quantity)
(a.k.a. Net Explosive Content)



The weight of only the explosive material or compound.

157

Acquisition and Storage

- A user may acquire and store special effect pyrotechnics, whether or not they hold a licence, if they hold the fireworks operator certificate required for use of the pyrotechnics to be acquired.
- However, a user who does not hold a licence must not acquire initiation systems or detonating cords. A user who acquires special effect pyrotechnics must comply with Explosives Regulations Part 17, subdivision C.

Reference: ER, 2013 S.389

158

Storage – Maximum Quantity

- A user who does not hold a licence must store their special effect pyrotechnics in a dwelling or a storage unit.
- No more than 500 electric matches and 25 kg of other special effect pyrotechnics may be stored at any one time.

Reference: ER, 2013 S.391 and S.392

159

Black Powder / Smokeless Powder

- Smokeless powder must be stored in its original container or in small arms cartridges.
- Black powder must be stored in its original container, in small arms cartridges or in black powder cartouches.

Reference: ER, 2013 S.393

160

Quantity of Propellant Powder

- **Detached Dwelling:** The maximum quantity of propellant powder that may be stored at any one time in a detached dwelling, or in a storage unit attached to a detached dwelling, is 25 kg of which no more than 10 kg may be black powder.
- **Other Dwellings:** The maximum quantity of smokeless powder that may be stored at any one time in a dwelling other than a detached dwelling, or in a storage unit that is attached to a dwelling other than a detached dwelling, is:
 - 20 kg, if all the smokeless powder is in containers that hold no more than 1 kg; or
 - 10 kg, if any of the smokeless powder is in a container that holds more than 1 kg.

Reference: ER, 2013 S.394 and S.395

161

Quantity of Black Powder

- The maximum quantity of black powder that may be stored at any one time in a dwelling other than a detached dwelling, or in a storage unit that is attached to a dwelling other than a detached dwelling, is
 - 1 kg, if the black powder is in containers; and
 - 3 kg less any quantity that is in containers, if the black powder is in small arms cartridges or black powder cartouches.


Reference: ER, 2013 S.395 (2)

162

163

Detached storage unit

- The maximum quantity of propellant powder that a user may store at any one time in a storage unit that is not attached to a dwelling, whether in a single unit or in several, is 75 kg.




Reference: ER, 2013 S. 396

163

164

Storage Requirements - Dwelling

- When special effects pyrotechnics are stored in a dwelling, they must be stored away from flammable substances and sources of ignition, in a manner that protects the pyrotechnics from theft and ensures that access to them is limited to people authorized by the user.



Reference: ER, 2013 S.397

164

165

Storage Unit Requirements

Special effect pyrotechnics stored in a storage unit;

- The storage unit must be located in a dry place, away from flammable substances and sources of ignition;
- The storage unit must be constructed and maintained to prevent unauthorized access and to protect the contents from weather;
- If the storage unit is a container, it must not impede exit in case of fire;
- If the storage unit is not a container, all exits must be kept unobstructed;
- Any shelving in the storage unit must be made from a non-sparking material (for example, wood or painted metal);
- Nothing other than explosives classified as Type F may be stored in the storage unit; ...

Reference: ER, 2013 S.397 (2)

165

166

Storage Unit Requirements, cont.

- electric matches must be stored separately from other explosives (for example, on different shelves or separated by a wooden partition);
- the storage unit must be attended when it is unlocked;
- the storage unit must be kept clean, dry, organized and free of grit;
- any spill, leakage or other contamination in the storage unit must be cleaned up immediately;
- precautions that minimize the likelihood of fire in or near the storage unit must be taken; and
- a sign that displays the words:

“Danger — Fire Hazard/Risque d’incendie”

 in letters at least 10 cm high and that prohibits smoking using letters, or a symbol, at least 10 cm high must be posted on the storage unit in a clearly visible location.

Reference: ER, 2013 S.397

166

167

Storage Requirements for site of use

- The storage unit must be made from, or lined with, a non-sparking material, marked with the words “Pyrotechnics/Pièces pyrotechniques” and kept locked, away from flammable substances and sources of ignition in an area that is not accessible to the public.
- Nothing other than special effect pyrotechnics may be stored in the storage unit.

Reference: ER, 2013 S. 398 (3)

167

168

Storage for site of use

- ~~5 kg of special effects pyrotechnics~~
- ~~Of the 5 kg that may be stored, no more than 3 kg may be propellant powder.~~
- Storage limit at site of use 25 kg
- Since the storage is in a controlled access area, the public is not at risk

Reference: ER, 2013 S. 398 (3)

168

Storage of Detonating cords and Detonators


- If you are purchasing and using detonating cord and detonators, you must hold a licence as well as an FOC – SPFX with detonating cord.

Reference: ER, 2013 S. 368 (2)

169

Pyrotechnics to be Attended

- Special effect pyrotechnics must be attended when they are not in a storage unit or a magazine.



Reference: ER, 2013 S. 398 (5)

170

Supervision of a Pyrotechnic Event

171

Danger Zone



- A danger zone must be established, taking into account the properties of the special effect pyrotechnics to be used, how they will be positioned, the manufacturer's instructions, the weather conditions if the pyrotechnic event is to be held outdoors and the likelihood of harm to people or property resulting from the use of the pyrotechnics.

Reference: ER, 2013 S. 404

172

Establishing the Danger Zone

- To establish the distance from the pyrotechnics to the audience you use the greatest of the following distances:
 - 5 m – 15 (16.4) feet
 - The distance recommended by the manufacturer
 - Twice the distance of the fallout radius of the pyrotechnic
- Performer's distance – Safe Distance
 - The distance recommended by the manufacturer or
 - Twice the distance of the pyrotechnic fallout radius

173

Danger Zone - Concussion Mortars

- Concussion mortars must be well secured, separated from the audience, performers and support personal by 8 m – 25' (26.2') and barricaded (where required, to guard against shrapnel).

174

Responsibilities

- The pyrotechnician in charge must ensure that the event is carried out safely and that the requirements of ER. 2013 - sections 403 to 408 are complied with.



Reference: ER, 2013 S. 402 (2)

181

- 403 – Event Plan
 - Information to be included
 - Submit to AHJ
 - Safety Meetings
- 404 – Danger Zone
 - Establish Zone
 - No Flammables
 - Only authorized people
 - No Smoking
- 405 – Fire Prevention & First Aid

182

- 406
 - Follow Manufactures Instruction
 - Access to Firing Unit
 - Key Control
 - Safety Interlocks
 - Minimize Extraneous Electricity (Shunts)
 - Two switches with handheld devices
 - Connection to Power Supply only when...
 - Integrity of Holders
 - Do Not use damaged, leaking etc.
 - Do not fire if...
 - Postpone or stop if...

183

- 407 –After Firing
 - Immediately disconnect firing unit from power
 - Do not approach misfires until...
 - Take precautions
 - Inspect site
 - No one unauthorized may enter site until...
- 408 – Record of the Event
 - Logbook

184

Permit Application Checklist

- Name & Certification of the Supervising Pyrotechnician
- Names & Certification of any other Pyrotechnicians
- Drawing showing location of pyro, participants, distances to audience, exits, & fire extinguishers
- List of Fire Extinguishers, Fire Blankets & First Aid kits supplied
- Letter of permission from the venue
- Insurance certificate naming the Municipality as co-insured
- List of the types and manufacturers of the effects you propose to use
- Proof the pyro is on the Authorized List
- Dates of the first and last public performances
- Day and time, before the first public performance, when the Fire Department can inspect.
- Firing order and type of firing system
- Any other relevant information
- Risk Assessment

185

Our Risk Assessments

We start by making a number of guarantees:

- We will have Fire Extinguishers that meet or exceed the requirements;
- Fire extinguishers will be located close to effects and spotters;
- Our staff are trained in the use of Fire Extinguishers;
- We will have Fire Blankets and a First Aid kit;
- Our staff are First Aid trained and certified;
- Our operator will be in line of sight of the effects OR
- There will be video cameras with monitors for the operator;
- There will be a spotter – in contact with the operator;
- Staff will have Clearcom or Radios to be able to communicate;
- All hardware and effects comply w/ERD regs and NFPA 1126;
- All hardware will be robust and prevent accidental re-direction;
- Control system is purpose built and has a key lockout;
- We will have a phone to call 911 if required.

186

Our Risk Assessments – cont'd

- After making these promises, we conclude...
- All effects are secured and at safe distances from audience and performers;
- We may name certain effects and their specific distances;
- Therefore..... The Risk Level is Low!

187

Plan

- A pyrotechnic event plan must be prepared in writing and kept for two years after the date of the pyrotechnic event. The plan must include the following information:
- The name of the pyrotechnician in charge and the number and expiry date of their fireworks operator certificate;
- A description of the site of the event, including the placement of the special effect pyrotechnics, the proximity of the audience and the location of every exit, every storage area for the pyrotechnics and every smoke detector that may be triggered by the pyrotechnics used in the event;

Reference: ER, 2013 S. 403 (1)

188

Plan – cont'd

The type and trade name of each special effect pyrotechnic that will be used and name of the manufacturer that obtained its authorization;

A description of each special effect pyrotechnic;

- the anticipated height, duration and fallout effect of the effects of each special effect pyrotechnic;
- a description of the anticipated effects of each special purpose pyrotechnic;
- the method and sequence of firing the special effect pyrotechnics; and
- an assessment of the likelihood of harm to people or property resulting from the use of the special effect pyrotechnics.

Reference: ER, 2013 S. 403 (1)

189

Approval

- The plan must be submitted to the AHJ. The written approval of the local authority to hold the pyrotechnic event must be obtained before the event takes place.

Reference: ER, 2013 S. 403 (2)

190

Safety Meetings

- Meetings must be held with the people who will participate in presenting the pyrotechnic event (for example, security guards, artists and technicians) to inform them of the special effect pyrotechnics that will be used and the safety precautions to be taken during the event. Subsequent meetings must be held if the event is changed in a way that increases the likelihood of harm to people or property resulting from the use of the pyrotechnics.

Reference: ER, 2013 S. 402 (3)

191

Access

- Only people authorized by the pyrotechnician in charge may enter or be in the danger zone from the time any special effect pyrotechnics are brought into the zone until the pyrotechnician in charge declares the zone to be free of explosives.



Reference: ER, 2013 S. 404 (3)

192


No Firing

- A special effect pyrotechnic must not be fired if a circumstance occurs that could increase the likelihood of harm to people or property.

If it feels unsafe – Do Not Fire

Reference: ER, 2013 S. 406 (10)

193



194

Postponing or stopping event

- A pyrotechnic event must be postponed or stopped if unfavourable weather conditions develop (outdoor use), a special effect pyrotechnic malfunctions, or any other circumstance occurs that could increase the likelihood of harm to people or property.

Reference: ER, 2013 S. 406 (11)

195

Firing Unit Disconnected

- The firing unit must be disconnected immediately after the pyrotechnic event, as well as during a pause in the event if keeping the unit connected could increase the likelihood of harm to people or property. When a unit is disconnected, any physical keying device must be removed and kept in the possession of the pyrotechnician in charge or a person designated by the pyrotechnician in charge.

Reference: ER, 2013 S. 407 (1)

196

Misfired Pyrotechnics

- Misfired special effect pyrotechnics must not be approached until at least:
 - one minute after firing, if the firing was initiated by an electric match; and
 - 30 minutes after firing, if the firing was initiated by other means.

Reference: ER, 2013 S. 407 (2)

197

Precautions

- Precautions that minimize the likelihood of harm to people and property from misfired special effect pyrotechnics must be taken.

Reference: ER, 2013 S. 407 (3)

198

Search / Cleanup

- As soon as the circumstances permit, the site of the pyrotechnic event must be searched and all explosives must be removed from the site.



Reference: ER, 2013 S. 407 (4)

199

Access

- After the event, only people designated to do a search by the pyrotechnician in charge may enter or be in the danger zone until the pyrotechnician in charge declares the zone to be free of explosives.



Reference: ER, 2013 S. 407 (5)

200

Disposal

- You must obtain a division 2 factory licence or manufacturing certificate if you want to dispose of special effect pyrotechnics.
- Please contact ERD for further information.
- If you function the pyrotechnic as intended, this is not considered disposal.

Reference: ER, 2013 S. 107 (1)

201

Reporting Incidents

A holder of a licence, permit or **certificate** must inform an inspector as soon as the circumstances permit of any of the following incidents that involves an explosive under their control:

- the theft, attempted theft or loss of an explosive;
- a fire, spill or accidental explosion;
- an injury or death; or
- any accidental property damage.

202

Logbook of Events

- A record of the pyrotechnic event must be made in a logbook that sets out the name of the pyrotechnician in charge and the number and expiry date of their fireworks operator certificate. The logbook must be kept for two years after the date of the last recorded event. The record must include the following information and documents:
 - a copy of the pyrotechnic event plan prepared for the event;
 - a copy of the AHJs approval to hold the event;
 - the name and address of every person who worked at the event under the supervision of the pyrotechnician in charge; and
 - a description of any unusual circumstance, a statement of the number of misfires and a description of how each misfire was dealt with.

Reference: ER, 2013 S. 408

203

Record of Licence holder

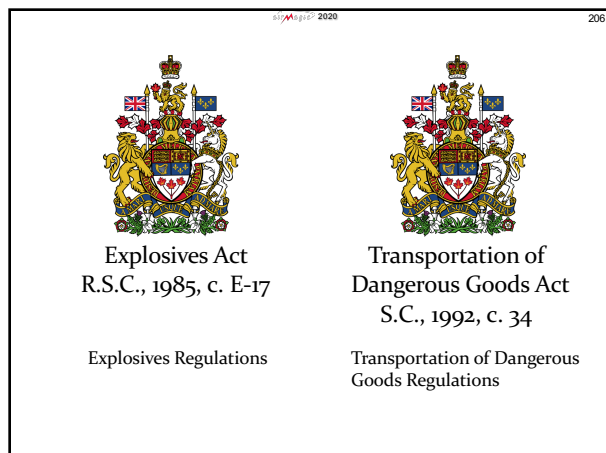
- When a pyrotechnic event is held on behalf of a licence holder, the holder must keep a record of the event for two years after the date of the event. The record must include the following information and documents:
 - the licence holder's name and address and the number and expiry date of their licence;
 - the name of the pyrotechnician in charge and the number and expiry date of their fireworks operator certificate;
 - a copy of the local authority's approval to hold the event;
 - the type and trade name of each special effect pyrotechnic used and the name of the person who obtained its authorization;
 - the quantity used under each trade name; and
 - the date and site of the event.

Reference: ER, 2013 S. 409

204



205



206



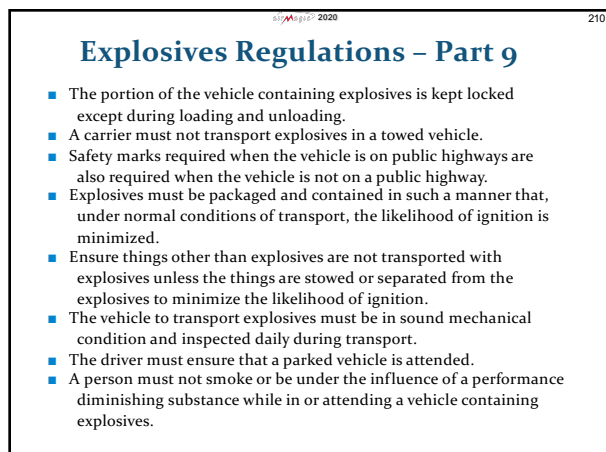
207



208



209



210

Fire Extinguishers


- The carrier must ensure that the vehicle that contains explosives is equipped with two fire extinguishers that have a rating of at least 4-A :40- B:C and are easily accessible.



Reference: SOR/2013-211 S. 191 (8)

211

Explosives Regulations – Part 9

- A carrier or driver is not subject to the sections of the Explosives Regulations regarding the loading, unloading and in-transit requirements for explosives if they transport:
 - < 12 kg black powder
 - < 150 kg UN0431, Articles Pyrotechnic (1.4G)
 - Any quantity of UN0432, Articles Pyrotechnic (1.4S) or UN0454, Igniters
 - However, the explosives must be packaged and contained in such a manner that under normal conditions of transport, the likelihood of ignition is minimized.
- 



Reference: SOR/2013-211; Part 9 S. 191 (1)-(2)

212

Explosives Regulations – Part 9

<http://laws.justice.gc.ca/PDF/SOR-2013-211.pdf>

Or, search for “**Explosive Regulations Part 9**” using a search tool like Google.

213



214




215

Packaging & Safety Marks




216



217



218

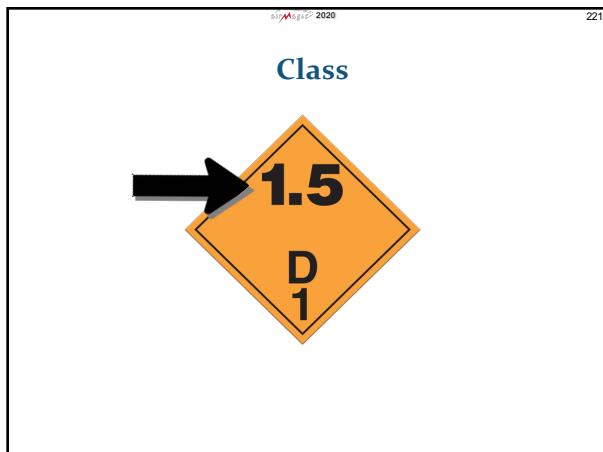


219

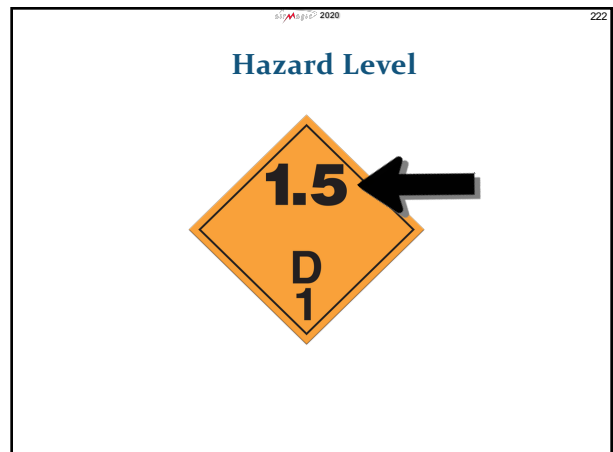
Dangerous Goods

- Class 1 - Explosives
- Class 2 - Gases
- Class 3 - Flammable Liquids
- Class 4 - Flammable Solids, Substances liable to spontaneous combustion; Substances that on contact with water emit flammable gases
- Class 5 - Oxidizing Substances and Organic Peroxides
- Class 6 - Toxic Substances and Infectious Substances
- Class 7 - Radioactive Materials
- Class 8 - Corrosives
- Class 9 - Miscellaneous Products, Substances or Organisms

220



221



222

223

2020

223

CLASS 1 – Explosives – Hazard Levels

- 1.1 - A substance or article with a mass explosion hazard.
- 1.2 - A substance or article with a fragment projection hazard, but not a mass explosion hazard.
- 1.3 - A substance or article which has a fire hazard along with either a minor blast hazard or minor projection hazard, but not a mass explosion hazard.
- 1.4 - A substance or article which presents no significant hazard; explosion effects are largely confined to the package and no projection or fragments of appreciable size or range are to be expected.
- 1.5 - A very insensitive which nevertheless has a mass explosion hazard like those substances in 1.1.
- 1.6 - A very insensitive which does not have a mass explosion hazard.

223

224

2020

224

Compatibility Group

224

225

2020

225

Compatibility Groups for Explosives

A	A
B	B, S
C	C, D, E, N, S
D	C, D, E, N, S
E	C, D, E, N, S
F	F, S
G	G, S
H	H, S
J	J, S
K	K, S
L	L
N	C, D, E, N, S
S	B, C, D, E, F, G, H, J, K, N, S

225

226

2020

226

Common Classifications for Pyrotechnics

- 1.4G** Smoke pots, mines, gerbs, comets, etc.
- 1.4S** Bullet hits, electric matches, blank cartridges or articles with improved packaging.
- 1.3C** Smokeless Powder.
- 1.1D** Black Powder.
- 1.1B** Detonators, high strength squibs.

226

227

2020

227

T.D.G. - Special Provision 76

Despite TDG rules for compatibility groups, any combination of these explosives may be transported together in a road vehicle

IF

(a) the NEQ (Net Explosive Quantity) is less than or equal to 5 kg;

AND

(b) the total number of igniters is less than or equal to 100;

AND

(c) the operator of the road vehicle has a **valid Pyrotechnic Card** issued by the Explosives Regulatory Division of Natural Resources Canada.

Applicable UN Numbers:

UN0027, UN0066, UN0094, UN0101, UN0105, UN0161, UN0197, UN0255, UN0305, UN0325, UN0335, UN0336, UN0337, UN0349, UN0430, UN0431, UN0432, UN0454, UN0499

Reference: SOR/2016-95; S. 2-76

227

228

2020

228

TDG – Special Provision 76 Exemption List

- UN0027 – Black Powder 1.1D
- UN0066 – Cord, Igniter 1.4G
- UN0094 – Flash Powder 1.1G
- UN0101 – Fuse – Non-detonating 1.3G
- UN0105 – Fuse, Safety 1.4S
- UN0161 – Powder, Smokeless 1.3C
- UN0197 – Signals, Smoke 1.4G
- UN0255 – Detonators, Electric, for blasting 1.4B
- UN0305 – Flash Powder 1.3G
- UN0325 – Igniters 1.4G
- UN0335 – Fireworks (Display) 1.3G
- UN0336 – Fireworks (Consumer) 1.4G
- UN0430 – Articles Pyrotechnic 1.4G
- UN0431 – Articles Pyrotechnic 1.4G
- UN0432 – Articles Pyrotechnic 1.4S
- UN0454 – Igniters 1.4S
- UN0499 – Propellant, Solid 1.3C

<http://wwwapps.tc.gc.ca/saf-sec-sur/3/sched-ann/schedule2.aspx?UN=&SP=76>

Or, search for “TDG Special Provision 76” using a search tool like Google.

228

229

Section 1.15, 150 kg Gross Mass Exemption

The TDG requirements for Training, Documentation, Vehicle Placards, UN Packaging, and Spill Reporting do not apply to the transporting of explosives with a Gross Mass < 150kg.

IF

Each individual package is <30kg Gross Mass;

AND

Are being transported by the user or purchaser;

AND

Belong to one of the following groups:

- UN0161 Powder, Smokeless
- UN0335 Fireworks (if classified as a consumer firework)
- UN0336 Fireworks
- UN0337 Fireworks
- UN0431 Article Pyrotechnics, for technical purposes
- UN0432 Article Pyrotechnics, for technical purposes

Reference: SOR/2016-95; Part 1.15

229

230

Class 1 Explosives Exemption, Section 1.31

The TDG requirements for Training, Documentation and Vehicle Placards do not apply to transporting explosives:

IF

(A) The NEQ is less than or equal to 25kg

AND

(B) For Igniters, there are less than or equal to **100 pieces**

AND

(C) Each box meets UN shipping requirements and has the appropriate diamond label and UN number.

BUT

(D) The vehicle must be Placarded appropriately
(Training and TDG Paperwork are still not needed.)

IF

(i) The explosives are part of class **1.1, 1.2, 1.3, or 1.5** and over **10kg**

OR

(B) For Igniters, there are greater than **1,000 pieces**






Reference: SOR/2016-95; Part 1.31

230

231

Transport of Dangerous Goods – Special Effect Pyrotechnics

- Check the UN number of the products you are transporting and ensure you are complying with the TDG regulations.
- Take a training course to be “adequately trained” in the transport of dangerous goods.
- Training is employer specific and non-transferable.

231

232

- A complete playlist of all videos in this presentation can be found at:

<https://www.youtube.com/watch?v=YMH1GT3Pug8&list=PLA6fF7fPepvNYkIUqMAa20q0ZMI0epOh6>

232

233

Resources

- National Fireworks Certification Program
- Special Effects Pyrotechnics Manual
- Publications
- Pyrotechnics Associations

- AirMagic Special Effects
www.airmagicfx.com
- info@airmagicfx.com

233

234

The National Fireworks Certification Program

Email: ERDmms@nrcan.gc.ca

Phone: 343-292-8741 **Fax:** 613-948-5195

Website:
<http://www.nrcan.gc.ca/explosives/fireworks/9885>

ERD Contact: Rachel Robbins
rachel.robbs@nrcan-nrcan.gc.ca

234

Publications

- Encyclopedic Dictionary of Pyrotechnics, Journal of Pyrotechnics, Inc. Authors: Ken and Bonnie Kosanke
- NFPA 1126 - Standard for the Use of Pyrotechnics Before a Proximate Audience (National Fire Protection Association)
- NFPA 160 - Standard for the Use of Flame Effects Before an Audience



235

Associations

- Canadian National Fireworks Association – CFNA
- PGI – Pyrotechnics Guild International



236

Final Steps

- Test
- Evaluation
- You will need to apply to ERD to obtain your Fireworks Operator Certificate.



237

Test

- Download your copy of the test from the following url:
www.gun-smoke.ca/pyrotechnicstest
- At the top of the form, be sure to enter your full name, location - (Gunsmoke), and instructor - (Mark Fine)
- The test is a PDF form. You will require a PDF reader such as Adobe Acrobat or similar program. Mark off your answer for each question.
- When you have completed the test - SAVE IT
- Send completed test to: **gunsmokecanada2020@gmail.com**
- You have 30 min. to complete the test.
- Stay logged into Zoom after completing the test, the course will continue.
- We will e-mail you your results and certificate within 10 business days

238

Applying for Pyrotechnician

We have put up an easy to follow “How To” guide for applying for or renewing your certification with ERD on the AirMagicfx Website.

<https://www.gun-smoke.ca/copy-of-about>

This link will direct you on what you need and how to register for the NRCan eServices portal.

239

GunSmoke Canada

Gun-smoke.ca

ERD-authorised Pyrotechnics Safety and Legal Awareness Course

Mark Fine

gunsmokecanada2020@gmail.com

240